

BLUE data logger for water network diagnosis

The most versatile logger on the market



Battery powered and compact, this data logger allows you to record many different parameters (pulse count, Modbus flow meter, 4-20mA pressure sensor, ...).

The **BLUE-LP** logger is equipped with a pressure sensor 0-25 bar, allowing you more pressure control of your networks.

Both BLUE and BLUE-LP can be equipped with a cellular communication card (2G, LTE-M or NB-IoT, and LoRaWAN) to send data to a SCADA.



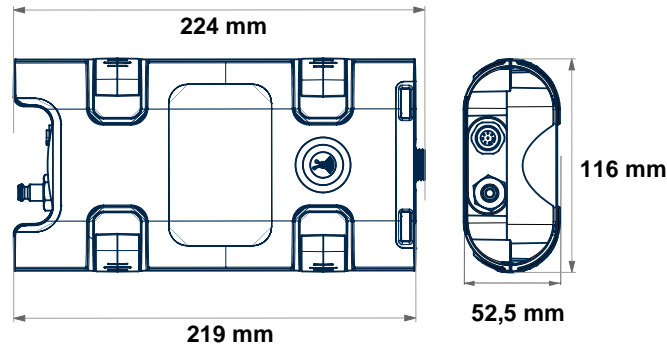
- **Quick and easy installation**
- **Battery powered logger with a 500 000 measures memory**
- **2x digital contact inputs or counter 100 Hz max (Ready for 4 digital inputs)**
- **2x 4-20 mA inputs**
- **1x Modbus RS485 interface**
- **1x open collector output**
- **Configuration by radio on-site**
- **Communication option by 2G / 4G (LTE-M - NB-IoT) / LoRaWAN**

Data Logger memory	500 000 measurements
Inputs	2x pulse inputs 100 Hz 2x 4-20mA inputs 1x RS485 Modbus inputs (if not used as output)
Outputs	1x Open collector 1x Modbus output (If not already used as input)
Connector	M12 12 points
Antennas : radio / cellular	Internal radio antenna, and internal / external cellular antenna
Logger Housing	PA12 50% glass fiber
Sealing grade	IP68 : 2m / 100 days
Energy	Battery : 3,6V 34Ah
Configuration	Wireless configuration kit (PN : MOC00001 or WijiKey) that includes the software AVELOUR
Dimensions and weight	224 x 116 mm for a thickness of 52,5 mm 700g (with battery and cellular card)
Operating T°	- 20 to + 70°C
Certifications	 

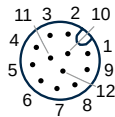
Logger pressure type	Absolute
Measuring range	0-25 bar
Test pressure	50 bar
Burst pressure	200 bar
Accuracy	≤ 0.3 % full scale
Operating / storage temperature	-30°C to + 85°C / -30°C to + 100°C
Certifications	NSF/ANSI 61/372 - MH60087



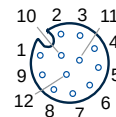
Blue logger part numbers	
Optional built-in pressure sensor BLUE-LP-80 Battery	
BLUEV4-LP-80	Battery powered logger Data download by radio on-site + built-in pressure sensor (0...25 bar)
Optional cellular communication card	
BLUEV4-LP-82-LTE	Battery powered logger + radio / 2G / 4G (LTE-M / NB-IOT) + built-in pressure sensor (0...25 bar)
BLUEV4-LP-82-LP1	Battery powered logger + radio + LoRaWAN + built-in pressure sensor (0...25 bar)



Connector wiring:



Male



Female

Cable colors	Brown ●	Blue ●	White ○	Green ●	Pink ●	Yellow ●
PIN number	1	2	3	4	5	6
Signal	GND	AI 2	V in	V out	AI 1	Input or output
Features	Ground	Current 2	External power or battery (5V...30V)	Power 5V...18V* (internal battery) or Switch Vout=Vin	Current 1	RS485-H
Type		4-20 mA	Power Supply in	Power Supply out	4-20 mA	Modbus

* 1,8 W maximum on Vout, if external sensor connected and powered by internal battery (adjustable voltage by software).

Cable colors	Black ●	Grey ●	Red ●	Purple ●	Grey / Pink ● / ●	Blue / Red ● / ●
PIN number	7	8	9	10	11	12
Signal	DI 1	Input or output	Open drain output	DI 2	DI 3	DI 4
Features	Digital 1 / Counter 1 100 Hz	RS485-L	Ground contact	Digital 2 / Counter 2 100 Hz	Available in 2025	
Type	Digital	Modbus	Open drain (1A/30V)	Digital		